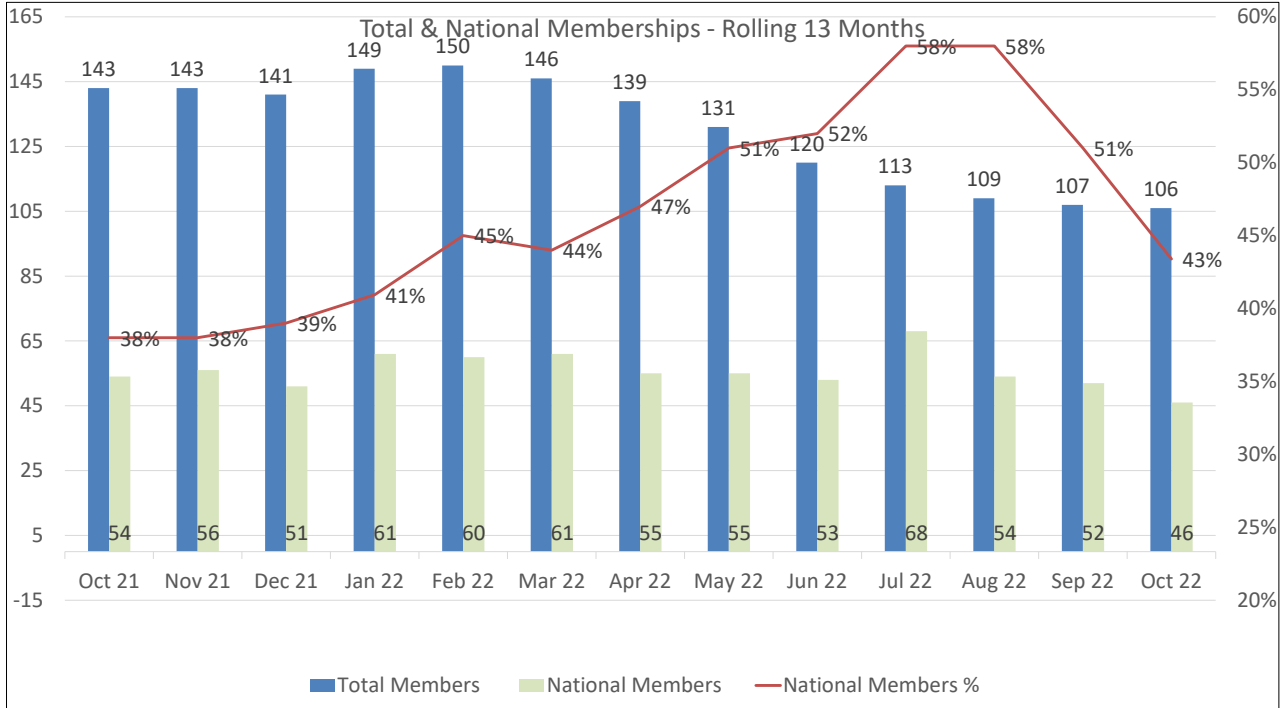


# ATD Charlotte Chapter October 2022 Scorecard

## Membership Overview

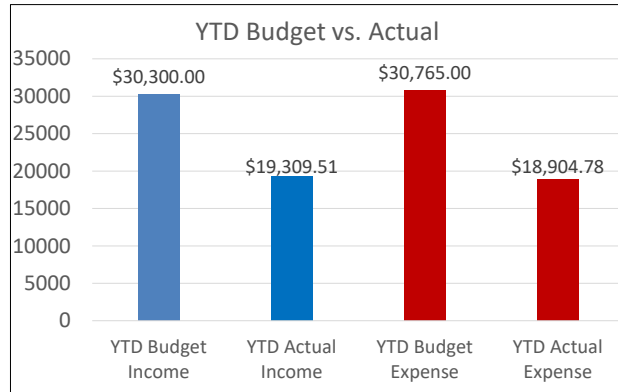
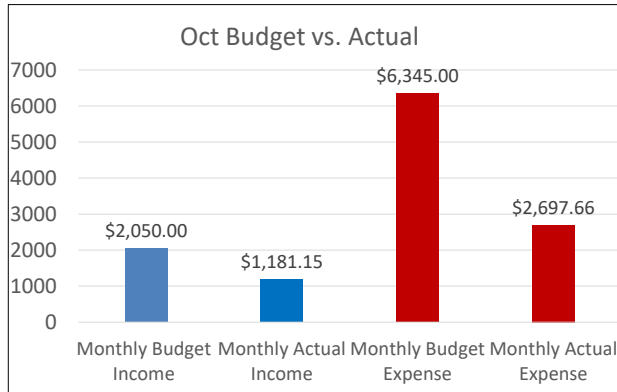


**2022 Avg Membership Avg: 127**  
**Highest National Percentage: 58%\***  
(\*Per N'tl/not including past due members 46/106)  
National Goal is 35% during fiscal year)  
**YoY - (-37) from September 2021**  
**4 Guests to NM Conversion YTD**

**October Data:**  
**4 New Members**  
**0 Renewals**  
**5 Non-Renewals**

**Past Due & Upcoming Renewals**  
**14 Past Due/Set to Expire**  
**8 (Sep) 6 (Oct)**  
**Upcoming Renewals**  
**3 (Nov)**

## Financial Summary



**October Summary**  
**Budgeted Income: \$2,050.00**  
**Actual Income: \$1,181.15**  
**Budgeted Expense: \$6,345.00**  
**Actual Expense: \$2,697.66**  
**Loss of -\$1,516.51**

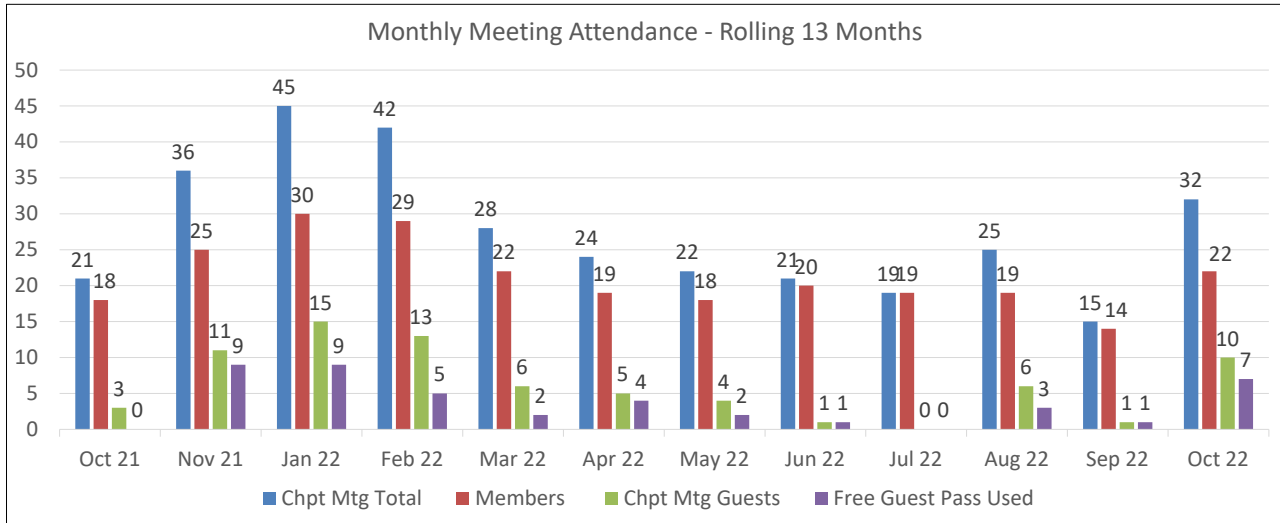
**Financial Summary**  
**\*\*Chkg Acct Balance: \$36,875.40**  
**MMA Balance: \$28,484.18**  
**Total Cash on Hand: \$66,359.58**

**YTD Summary**  
**Budgeted Income: \$30,300.00**  
**Actual Income: \$19,309.51**  
**Budgeted Expense: \$30,765.00**  
**Actual Expense: \$18,904.78**  
**Profit of \$404.73**

\*\*Cash on hand reflects \$4500 less that has been given towards the Carolina Regional Conference from our Chapter  
This amount is not reflected in the budgeted or actual expenses

# ATD Charlotte Chapter October 2022 Scorecard

## Monthly Meeting Overview

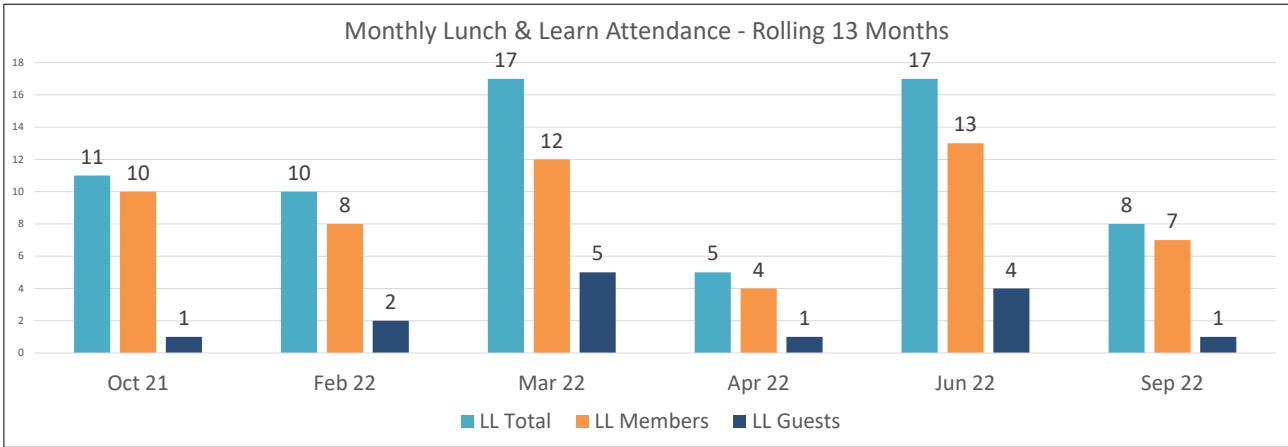


**13 Month Averages:**  
 Chpt Mtg Attendance: 27  
 L&L Avg Attendance: 13

Oct Chpt Mtg Attendance: 32  
 Oct Chpt Mtg Guests: 10  
 Oct Chpt Mtg No-Shows: 8

Oct L&L Attendance: n/a  
 Oct L&L Guests: n/a  
 Oct L&L Non-Shows: n/a

## Lunch & Learn Overview



## Chapter Meeting Survey Results

