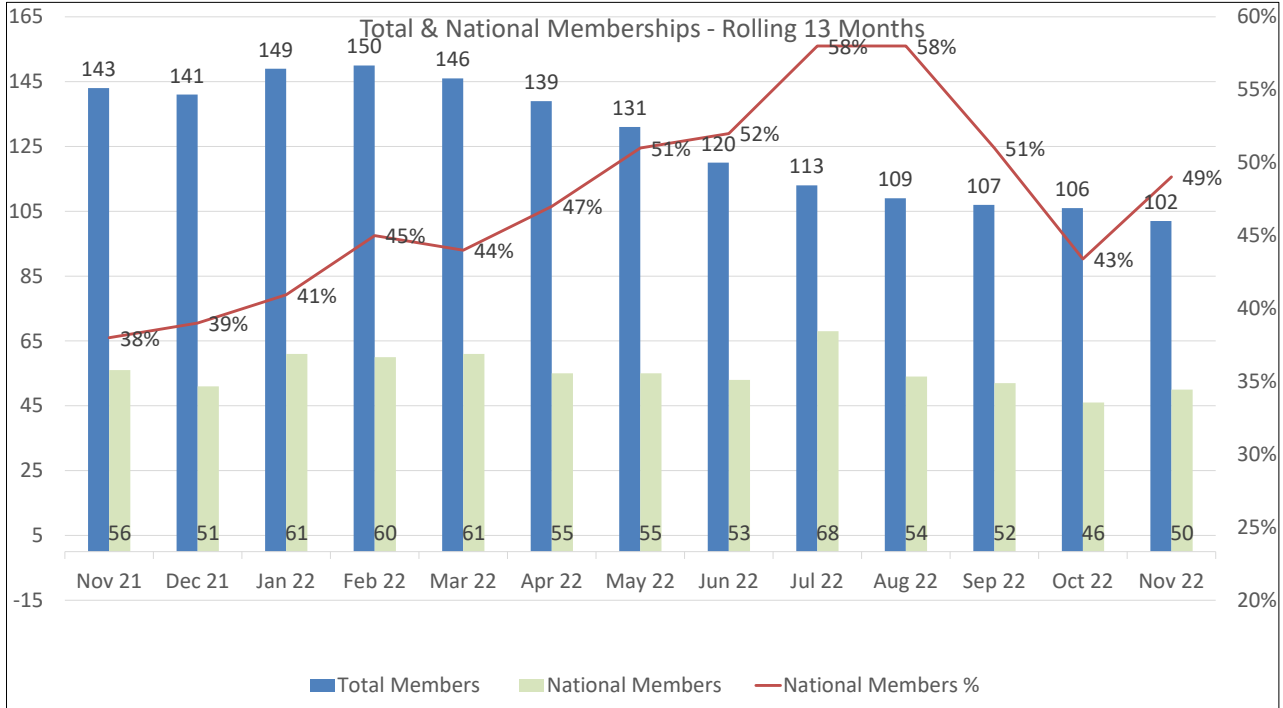


# ATD Charlotte Chapter November 2022 Scorecard

## Membership Overview

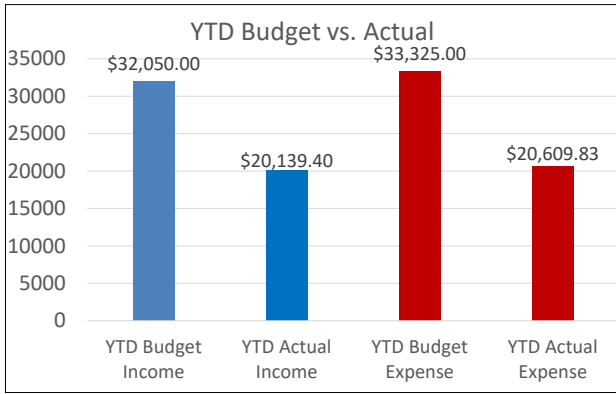
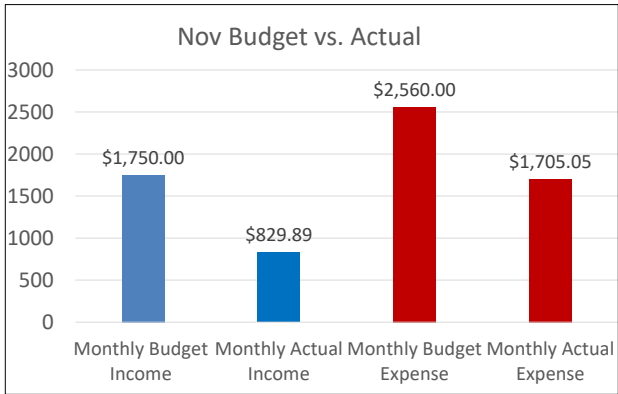


**2022 Avg Membership Avg: 125**  
**Highest National Percentage: 58%\***  
(\*Per N'tl/not including past due members 50/102)  
 National Goal is 35% during fiscal year)  
**YoY - (-41) from November 2021**  
**4 Guests to NM Conversion YTD**

**November Data:**  
**4 New Members**  
**2 Renewals**  
**8 Non-Renewals**  
**National ATD Store Activity: 20 YTD**

**Past Due & Upcoming Renewals**  
**14 Past Due/Set to Expire**  
**5 (Oct) 3 (Nov)**  
**Upcoming Renewals**  
**1 (Dec)**

## Financial Summary



**November Summary**  
 Budgeted Income: \$1750.00  
 Actual Income: \$829.89  
 Budgeted Expense: \$2560.00  
 Actual Expense: \$1705.05  
**Loss of -\$875.16**

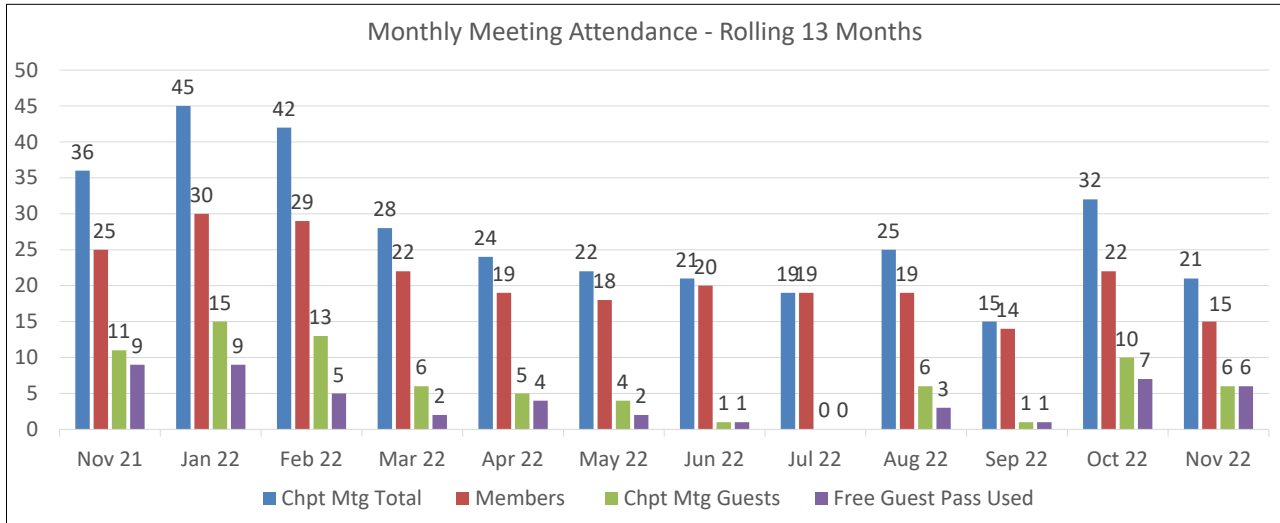
**Financial Summary**  
 \*\*Chkg Acct Balance: \$36,000.24  
 MMA Balance: \$28,485.73  
 Total Cash on Hand: \$64,485.97

**YTD Summary**  
 Budgeted Income: \$32,050.00  
 Actual Income: \$20,139.40  
 Budgeted Expense: \$33,325.00  
 Actual Expense: \$20,609.83  
**Loss of -\$470.43**

\*\*Cash on hand reflects \$4500 less that has been given towards the Carolina Regional Conference from our Chapter  
 This amount is not reflected in the budgeted or actual expenses

# ATD Charlotte Chapter November 2022 Scorecard

## Monthly Meeting Overview

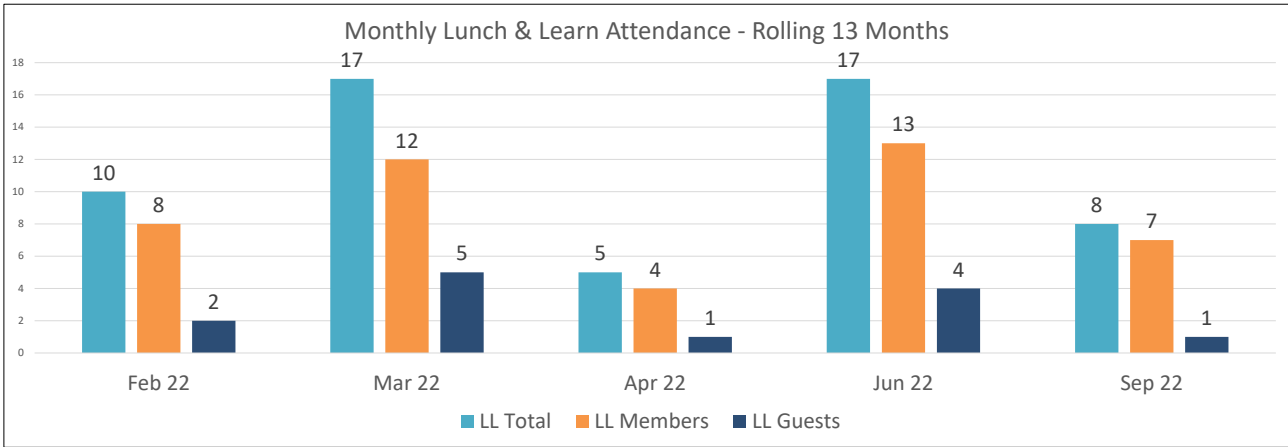


**13 Month Averages:**  
 Chpt Mtg Attendance: 28  
 L&L Avg Attendance: 8

Nov Chpt Mtg Attendance: 21  
 Nov Chpt Mtg Guests: 6  
 Nov Chpt Mtg No-Shows: 6

Nov L&L Attendance: n/a  
 Nov L&L Guests: n/a  
 Nov L&L Non-Shows: n/a

## Lunch & Learn Overview



## Chapter Meeting Survey Results

