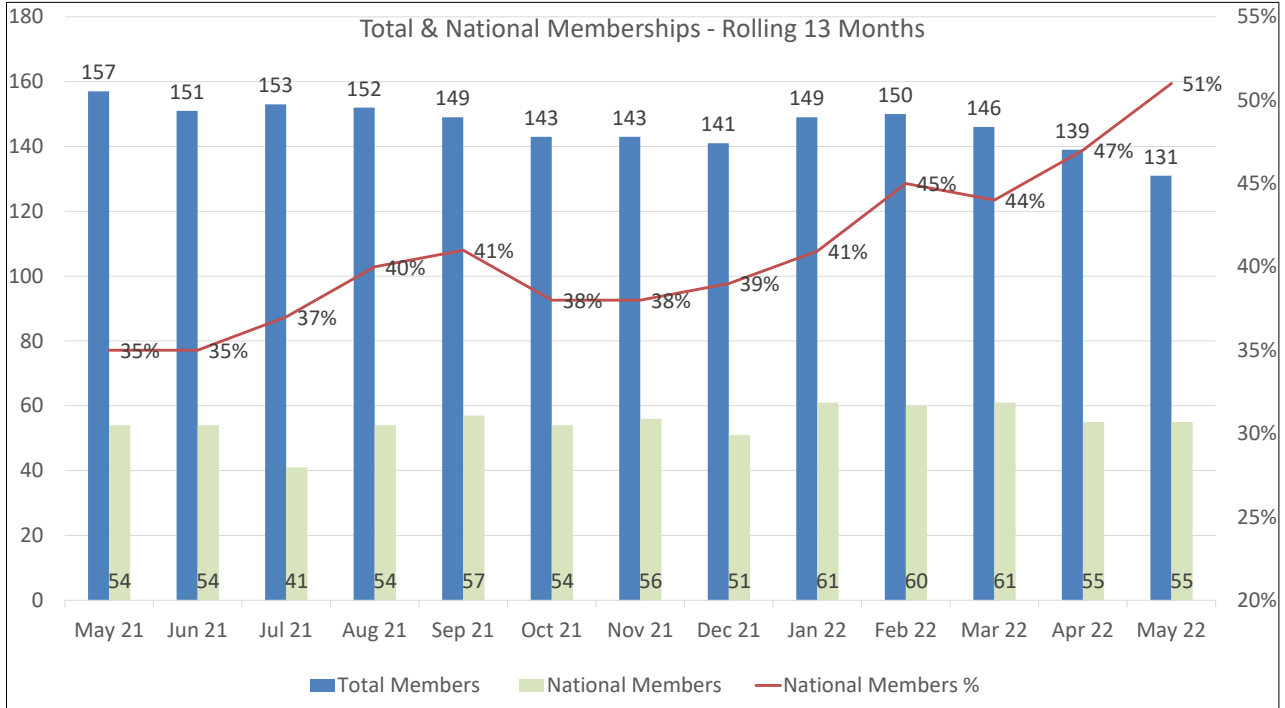


ATD Charlotte Chapter May 2022 Scorecard

Membership Overview

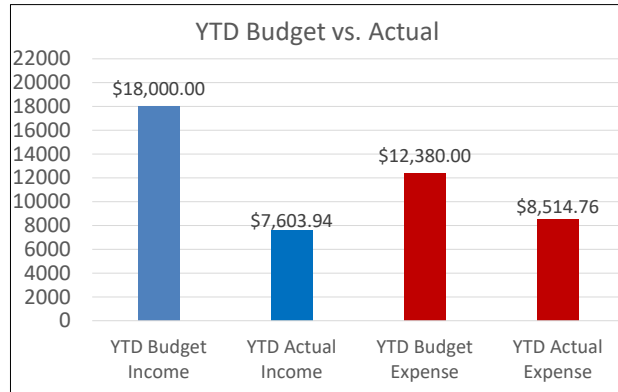
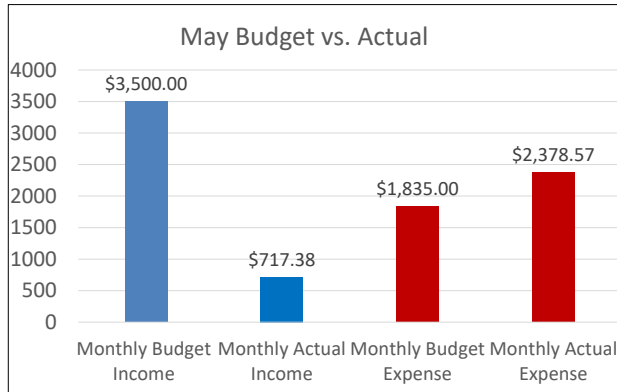


2022 Avg Membership Avg: 139
Highest National Percentage: 52%*
(*Per N'tl/not including past due members 53/102)
National Goal is 35% during fiscal year)
YoY - (-26) from May 2021
1 Guests to NM Conversion YTD

May Data:
1 New Members
4 Renewals
9 Non-Renewals

Past Due & Upcoming Renewals
21 Past Due/Set to Expire
8 (April) & 13 (May)
Upcoming Renewals
8 (June)

Financial Summary



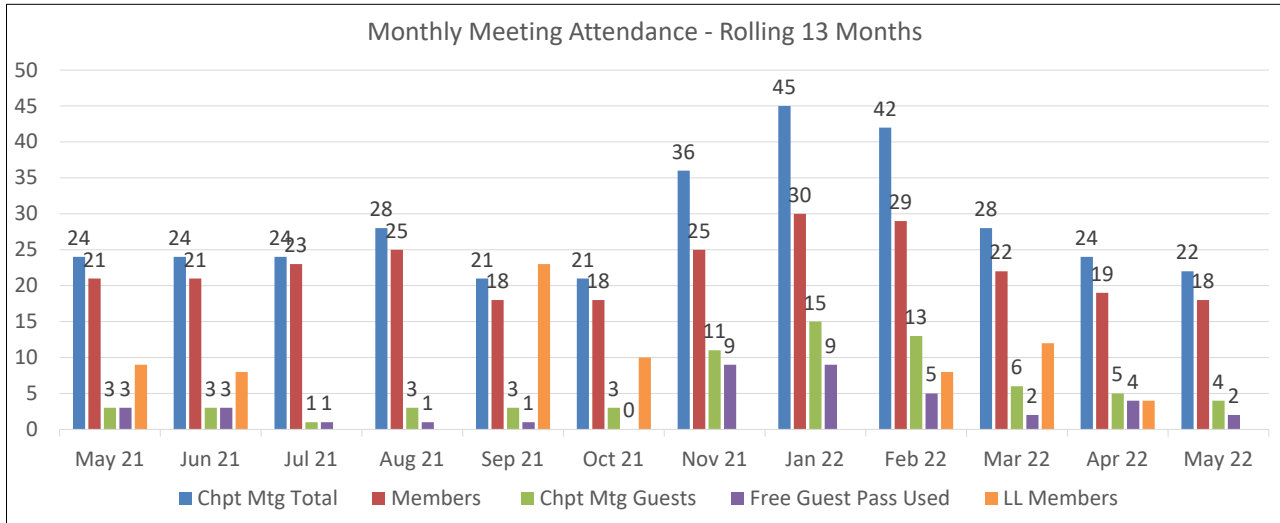
May Summary
Budgeted Income: \$3,500.00
Actual Income: \$717.38
Budgeted Expense: \$1,835.00
Actual Expense: \$2,378.57
Loss of (-\$1,661.19)

Financial Summary
Chkg Acct Balance: \$40,059.85
MMA Balance: \$28,482.76
Total Cash on Hand: \$68,542.61

YTD Summary
Budgeted Income: \$18,000
Actual Income: \$7,603.94
Budgeted Expense: \$12,380.00
Actual Expense: \$8,514.76
Loss of: (-\$910.82)

ATD Charlotte Chapter May 2022 Scorecard

Monthly Meeting Overview

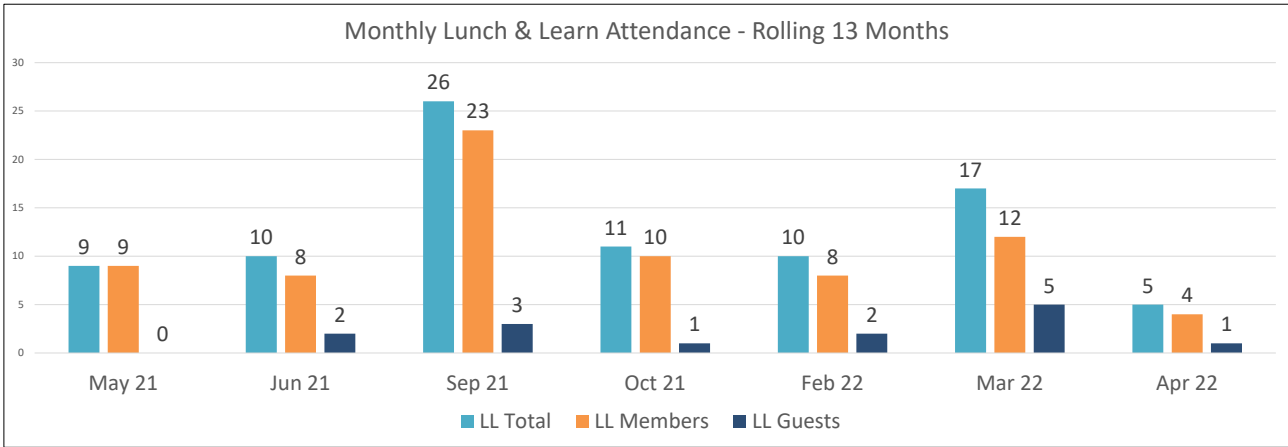


13 Month Averages:
 Chpt Mtg Attendance: 28
 L&L Avg Attendance: 12

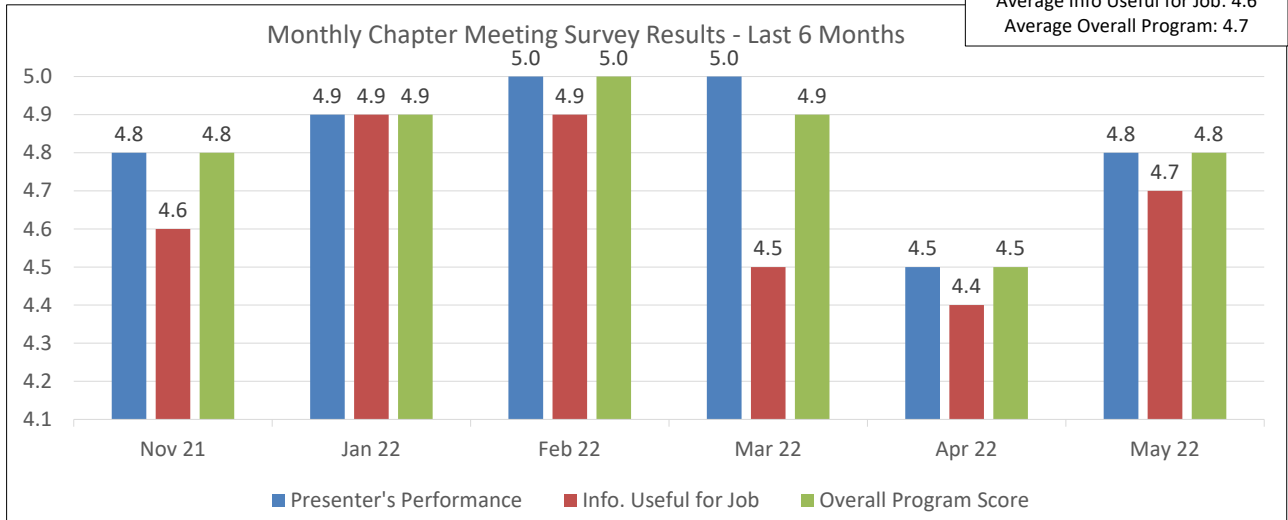
May Chpt Mtg Attendance: 22
 May Chpt Mtg Guests: 4
 May Chpt Mtg No-Shows: 12

May L&L Attendance: n/a
 May L&L Guests: n/a
 May L&L Non-Shows: n/a

Lunch & Learn Overview



Chapter Meeting Survey Results



Avg Presenter's Perf: 4.7
 Average Info Useful for Job: 4.6
 Average Overall Program: 4.7