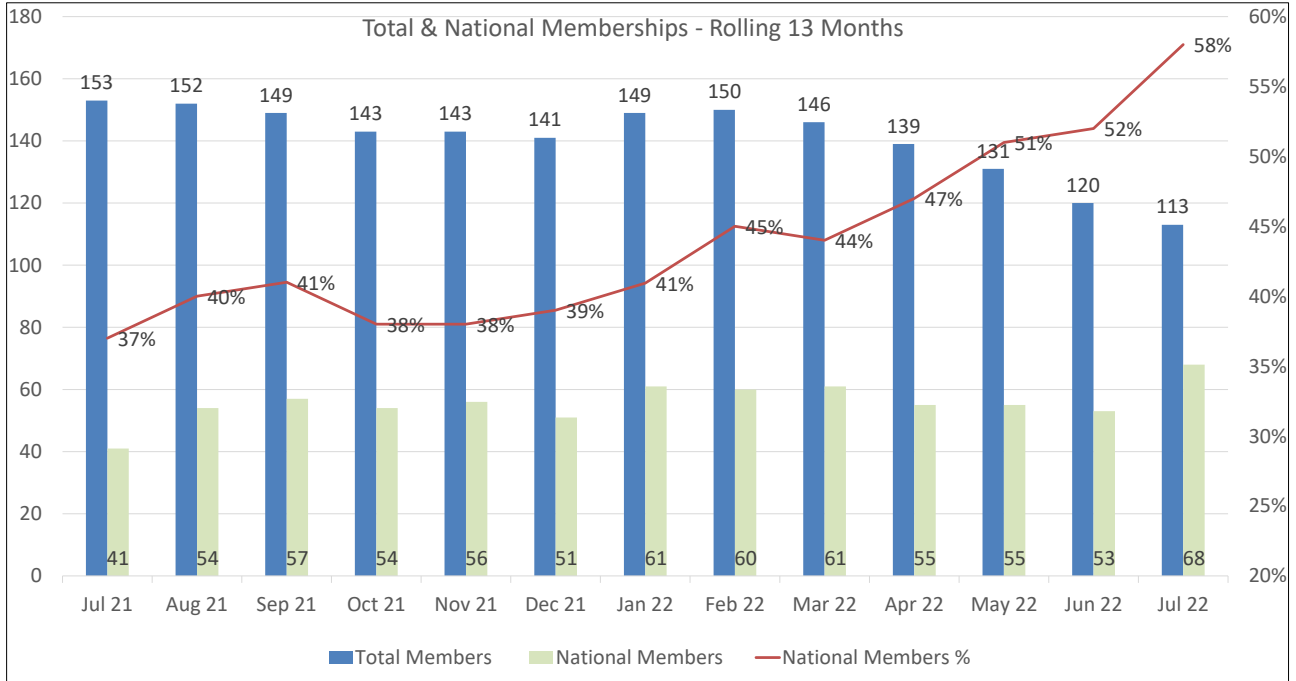


ATD Charlotte Chapter July 2022 Scorecard

Membership Overview

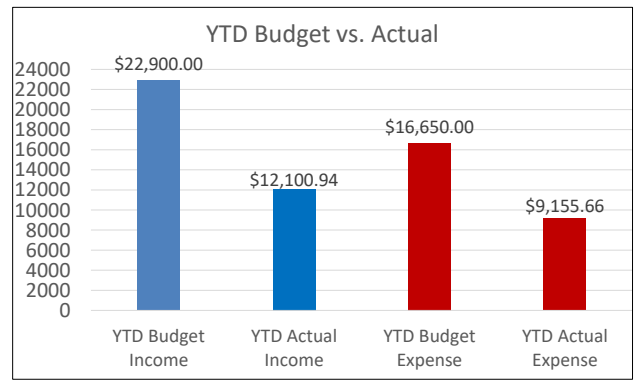
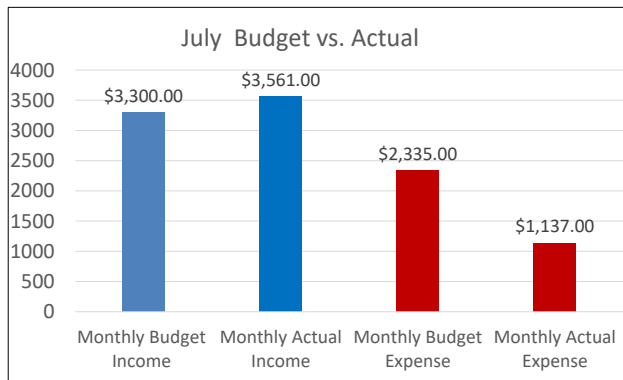


2022 Avg Membership Avg: 135
Highest National Percentage: 58%*
(*Per N'tl/not including past due members 68/117)
National Goal is 35% during fiscal year)
YoY - (-40) from July 2021
1 Guests to NM Conversion YTD

July Data:
4 New Members
6 Renewals
11 Non-Renewals

Past Due & Upcoming Renewals
16 Past Due/Set to Expire
8 (June) 8 (July)
Upcoming Renewals
6 (Aug)

Financial Summary



July Summary
Budgeted Income: \$3,300.00
Actual Income: \$3,561.00
Budgeted Expense: \$2,335.00
Actual Expense: \$1,137.00
Profit of \$2,423.79

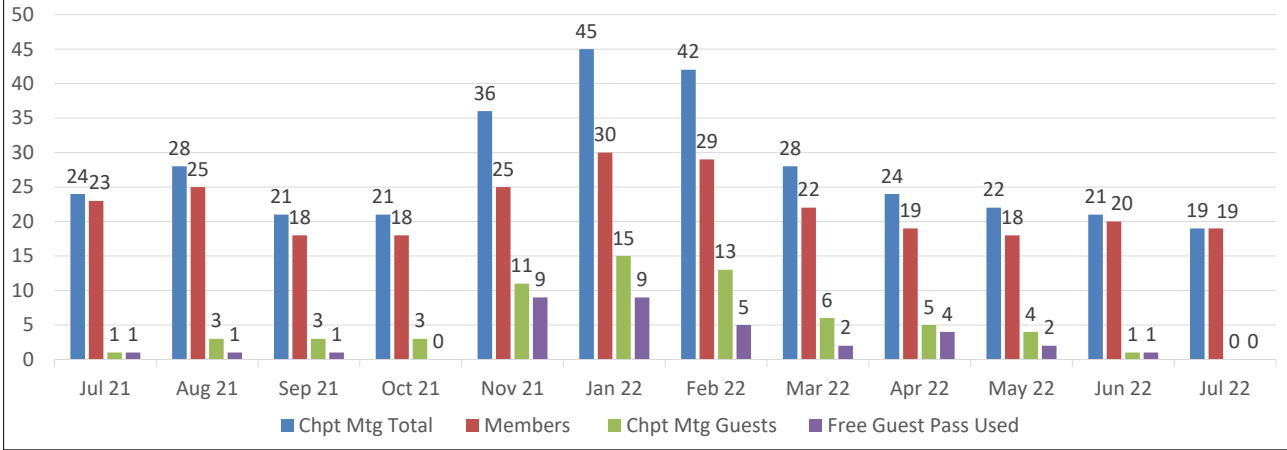
Financial Summary
Chkg Acct Balance: \$40,915.74
MMA Balance: \$28,483.46
Total Cash on Hand: \$69,399.20

YTD Summary
Budgeted Income: \$22,900.00
Actual Income: \$12,100.94
Budgeted Expense: \$16,650.00
Actual Expense: \$9,155.66
Profit of \$2,945.07

Monthly Meeting Overview

ATD Charlotte Chapter July 2022 Scorecard

Monthly Meeting Attendance - Rolling 13 Months



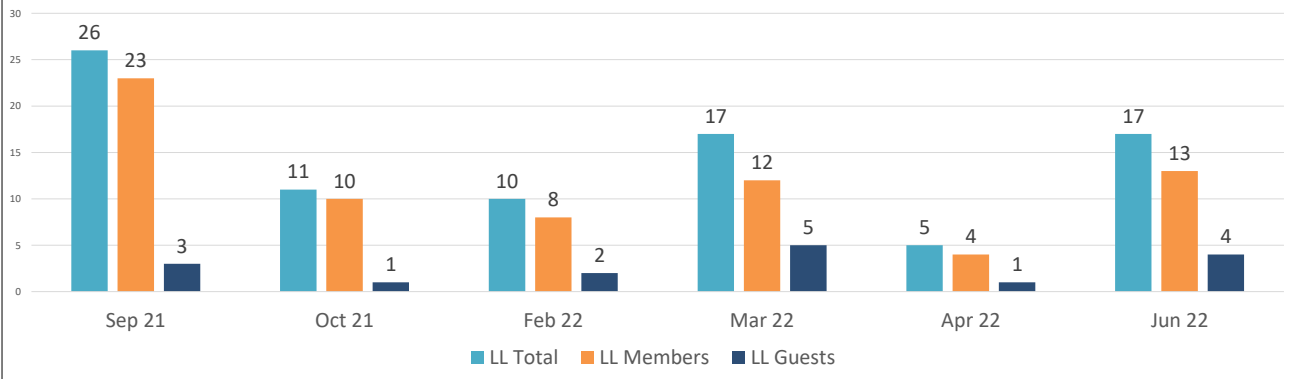
13 Month Averages:
Chpt Mtg Attendance: 29
L&L Avg Attendance: 13

July Chpt Mtg Attendance: 19
July Chpt Mtg Guests: 0
July Chpt Mtg No-Shows: 5

July L&L Attendance: n/a
July L&L Guests: n/a
July L&L Non-Shows: n/a

Lunch & Learn Overview

Monthly Lunch & Learn Attendance - Rolling 13 Months



Chapter Meeting Survey Results

Monthly Chapter Meeting Survey Results - Last 6 Months

Avg Presenter's Perf: 4.7
Average Info Useful for Job: 4.6
Average Overall Program: 4.7

