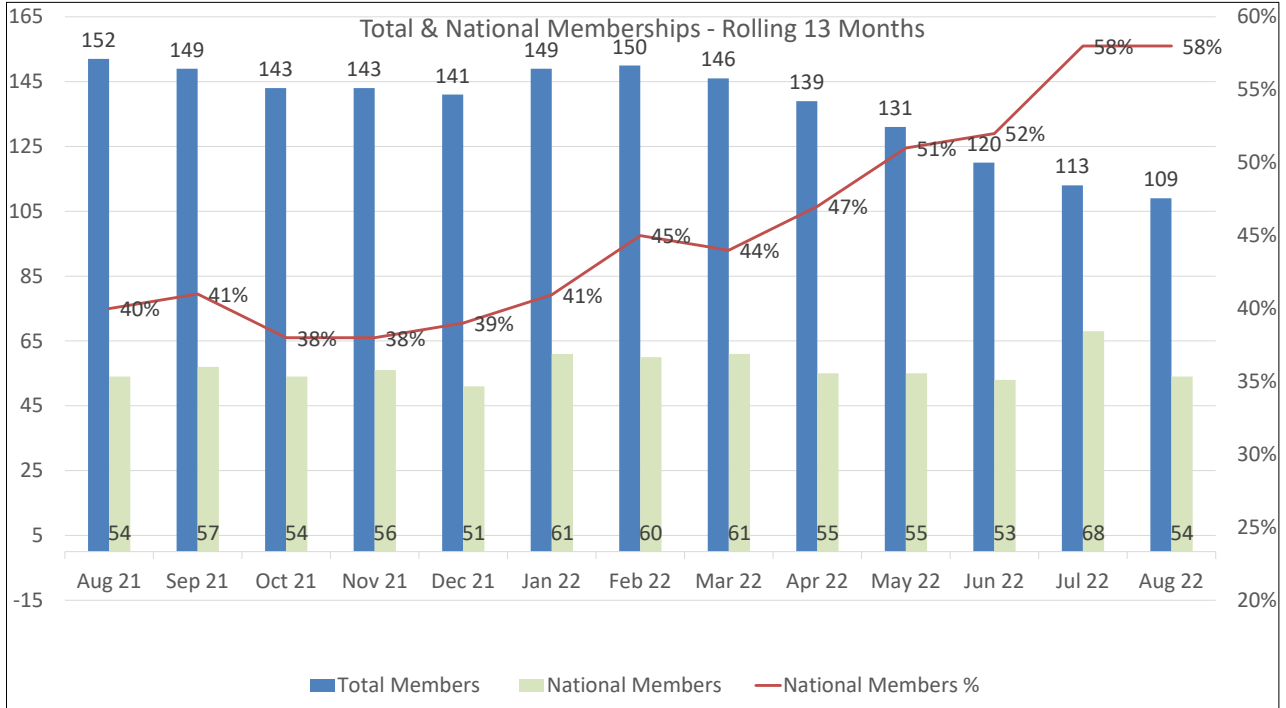


ATD Charlotte Chapter August 2022 Scorecard

Membership Overview

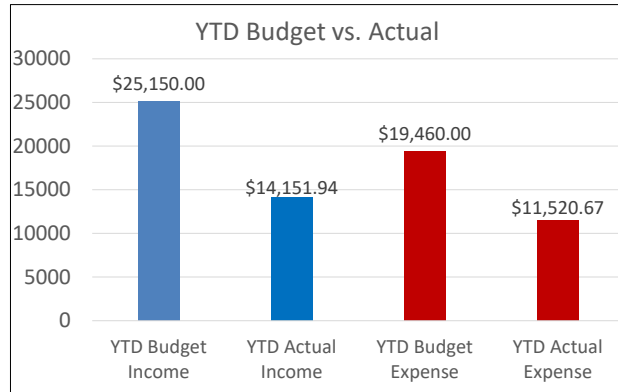
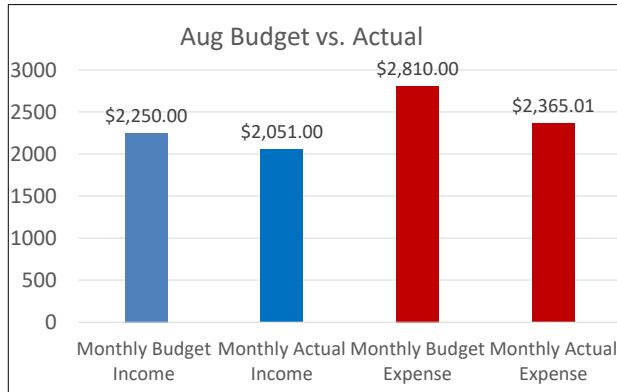


2022 Avg Membership Avg: 132
Highest National Percentage: 58%*
(*Per N'tl/not including past due members 68/117)
National Goal is 35% during fiscal year)
YoY - (-43) from August 2021
4 Guests to NM Conversion YTD

August Data:
4 New Members
4 Renewals
8 Non-Renewals

Past Due & Upcoming Renewals
11 Past Due/Set to Expire
6 (July) 5 (Aug)
Upcoming Renewals
10 (Sep)

Financial Summary



August Summary
Budgeted Income: \$2,250.00
Actual Income: \$2,051.00
Budgeted Expense: \$2,810.00
Actual Expense: \$2,365.01
Loss of \$314.01

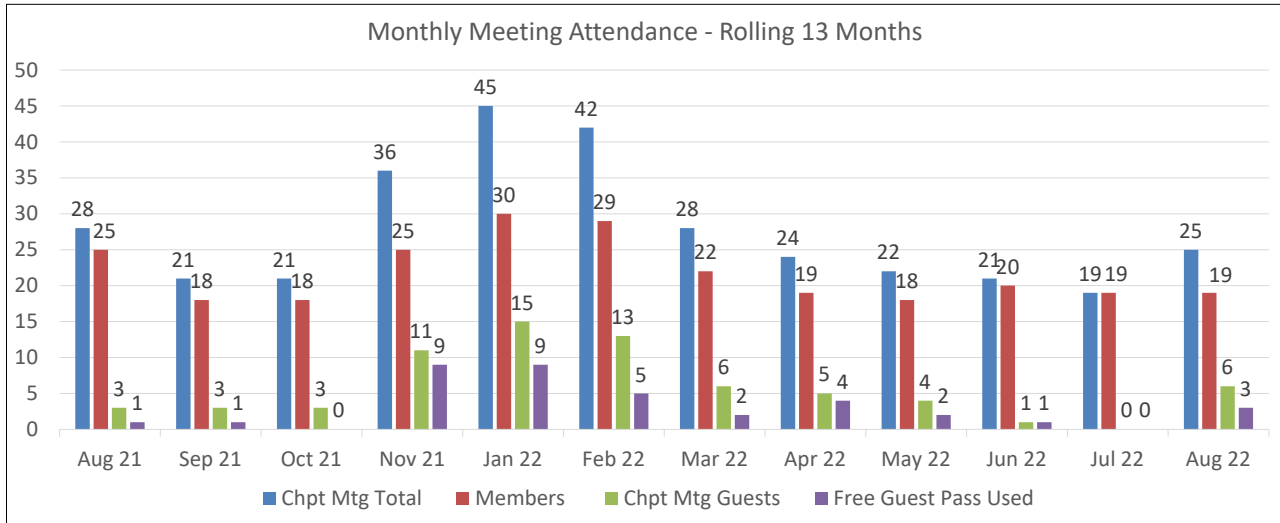
Financial Summary
****Chkg Acct Balance: \$40,601.73**
MMA Balance: \$28,483.70
Total Cash on Hand: \$69,085.43

YTD Summary
Budgeted Income: \$25,150.00
Actual Income: \$14,151.94
Budgeted Expense: \$19,460.00
Actual Expense: \$11,520.67
Profit of \$2,631.06

**Cash on hand reflects \$3000 less that has been given towards the Carolina Regional Conference from our Chapter
This amount is not reflected in the budgeted or actual expenses

ATD Charlotte Chapter August 2022 Scorecard

Monthly Meeting Overview

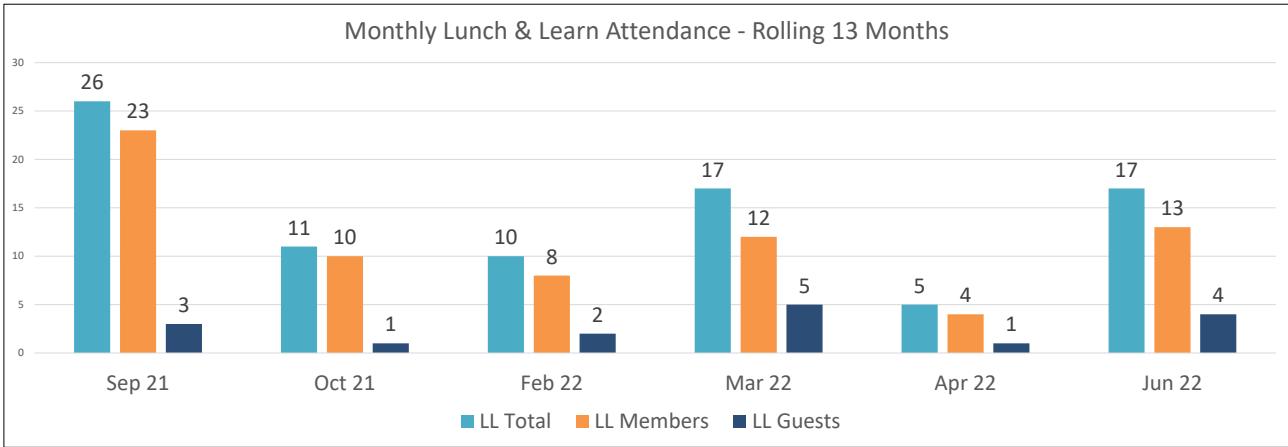


13 Month Averages:
 Chpt Mtg Attendance: 27
 L&L Avg Attendance: 13

August Chpt Mtg Attendance: 25
 August Chpt Mtg Guests: 6
 August Chpt Mtg No-Shows: 4

August L&L Attendance: n/a
 August L&L Guests: n/a
 August L&L Non-Shows: n/a

Lunch & Learn Overview



Chapter Meeting Survey Results

