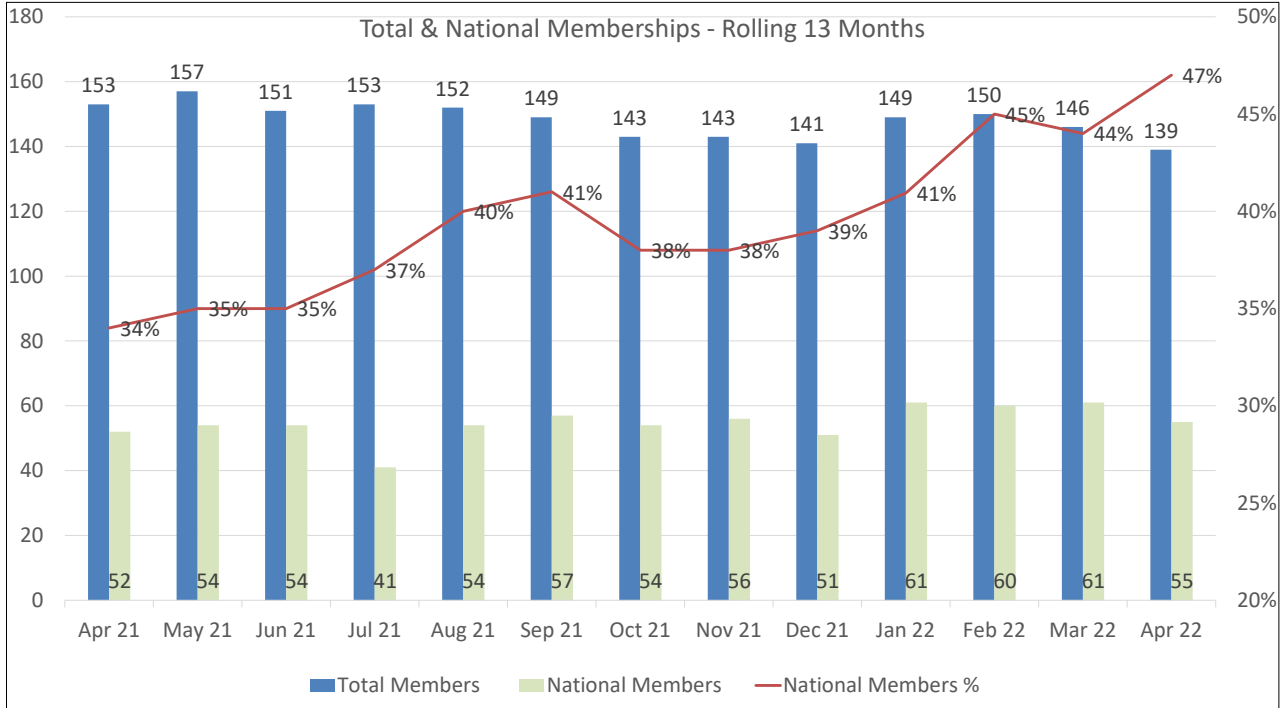


ATD Charlotte Chapter April 2022 Scorecard

Membership Overview

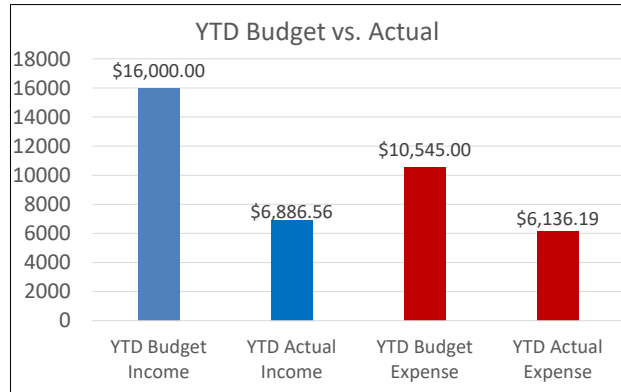
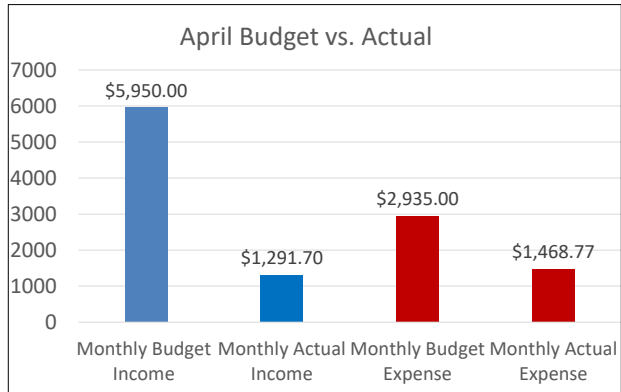


2022 Avg Membership Avg: 146
National Percentage: 47%*
(*Per N'tl/not including past due members 55/116)
 National Goal is 35% during fiscal year)
YoY - (-14) from April 2021
1 Guests to NM Conversion YTD

April Data:
4 New Members
3 Renewals
11 Non-Renewals
National ATD Store Activity: 10 YTD

Past Due & Upcoming Renewals
22 Past Due/Set to Expire
10 (Mar) 15 (Apr)
Upcoming Renewals
19 (May)

Financial Summary



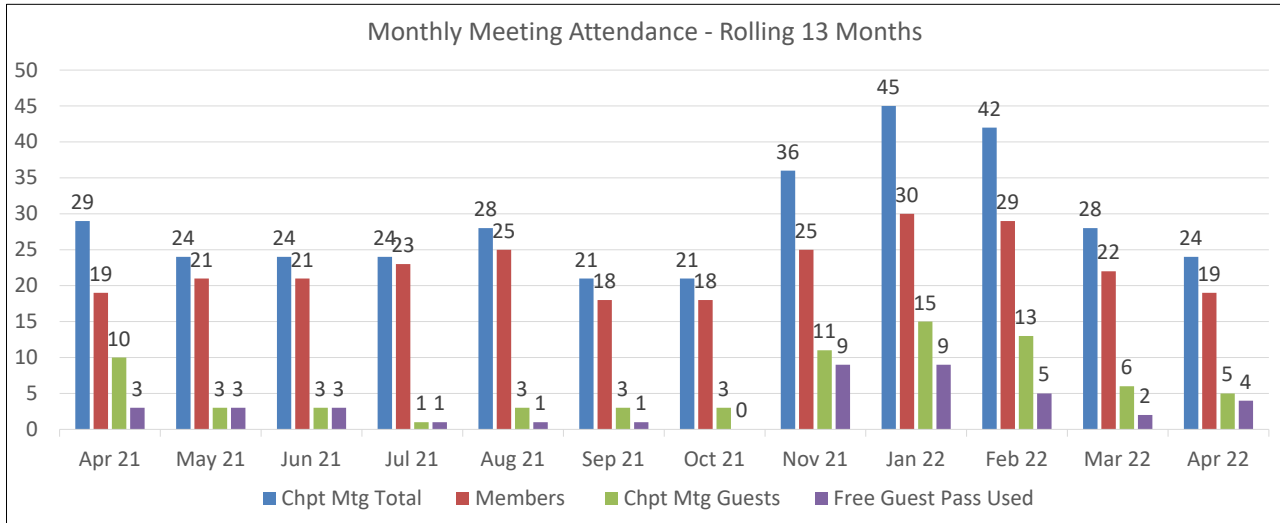
April Summary
 Budgeted Income: \$5,950
 Actual Income: \$1,291.70
 Budgeted Expense: \$2,935.00
 Actual Expense: \$1,468.77
 Loss of (-\$177.07)

Financial Summary
 Chkg Acct Balance: \$41,721.04
 MMA Balance: \$28,482.74
 Total Cash on Hand: \$70,203.78

YTD Summary
 Budgeted Income: \$16,000.00
 Actual Income: \$6,886.56
 Budgeted Expense: \$10,545.00
 Actual Expense: \$6,136.19
 Positive: \$750.37

ATD Charlotte Chapter April 2022 Scorecard

Monthly Meeting Overview

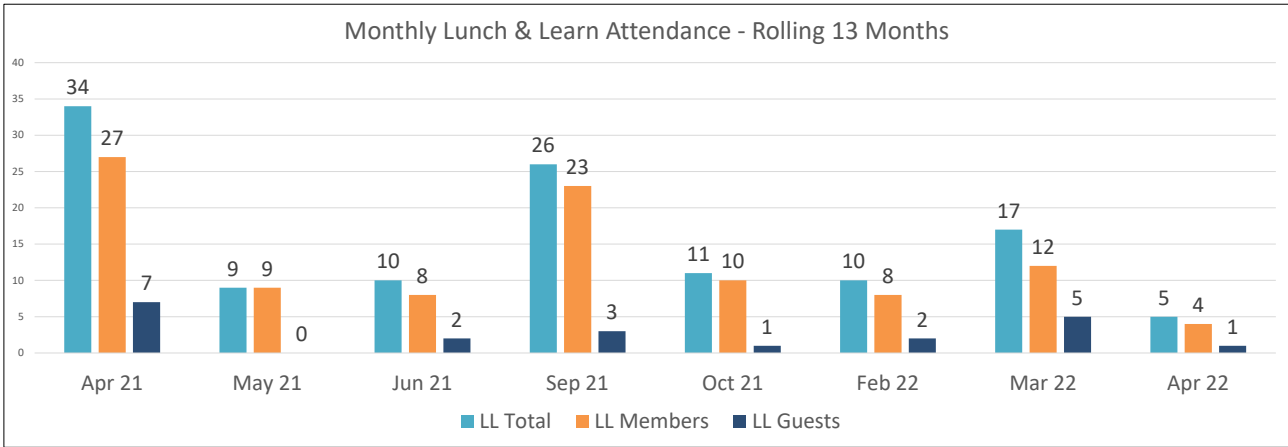


13 Month Averages:
 Chpt Mtg Attendance: 29
 L&L Avg Attendance: 16

April Chpt Mtg Attendance: 24
 April Chpt Mtg Guests: 5
 April Chpt Mtg No-Shows: 9

April L&L Attendance: 5
 April L&L Guests: 1
 April L&L Non-Shows: 12

Lunch & Learn Overview



Chapter Meeting Survey Results

