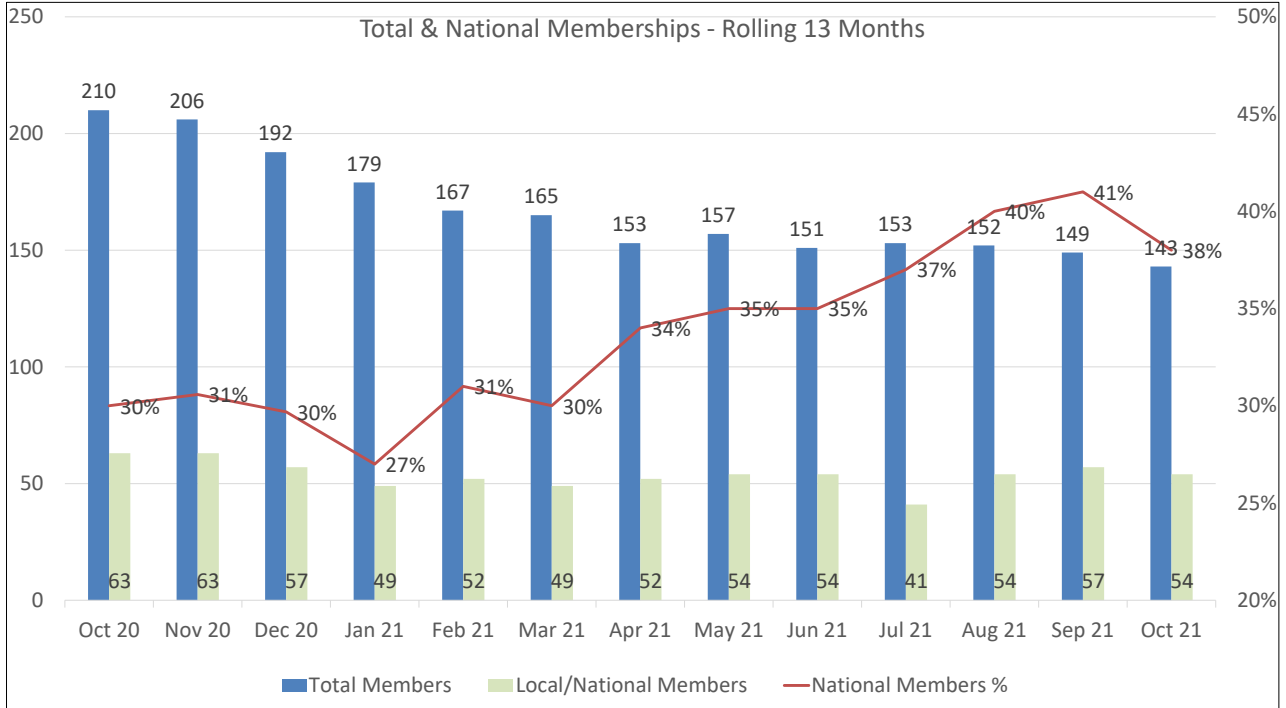


# ATD Charlotte Chapter October 2021 Scorecard

## Membership Overview

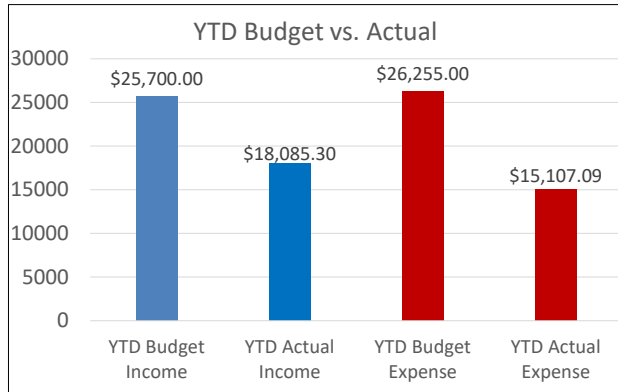
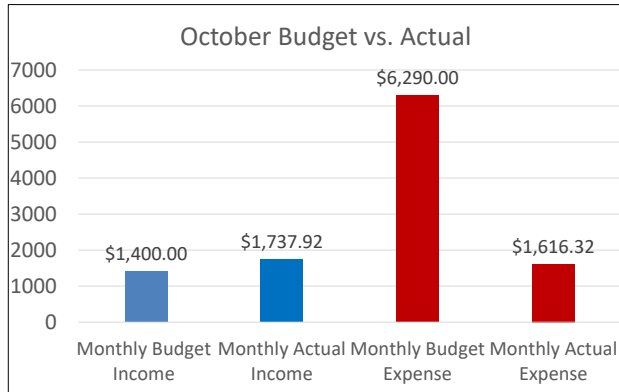


**Membership Avg: 167**  
**National Member Avg : 34%**  
**National Goal: 35%**  
**YoY - (-67) from Oct 2020**  
**7 Guests to NM Conversion YTD**

**October Data:**  
**2 New Members**  
**2 Renewals**  
**8 Non-Renewals**  
**National ATD Store Activity: 21 YTD**

**Past Due & Upcoming Renewals**  
**6 Past Due/Set to Expire**  
**2 (Aug) 0 (Sept) 4 (October)**  
**Upcoming Renewals**  
**7 (November)**

## Financial Summary



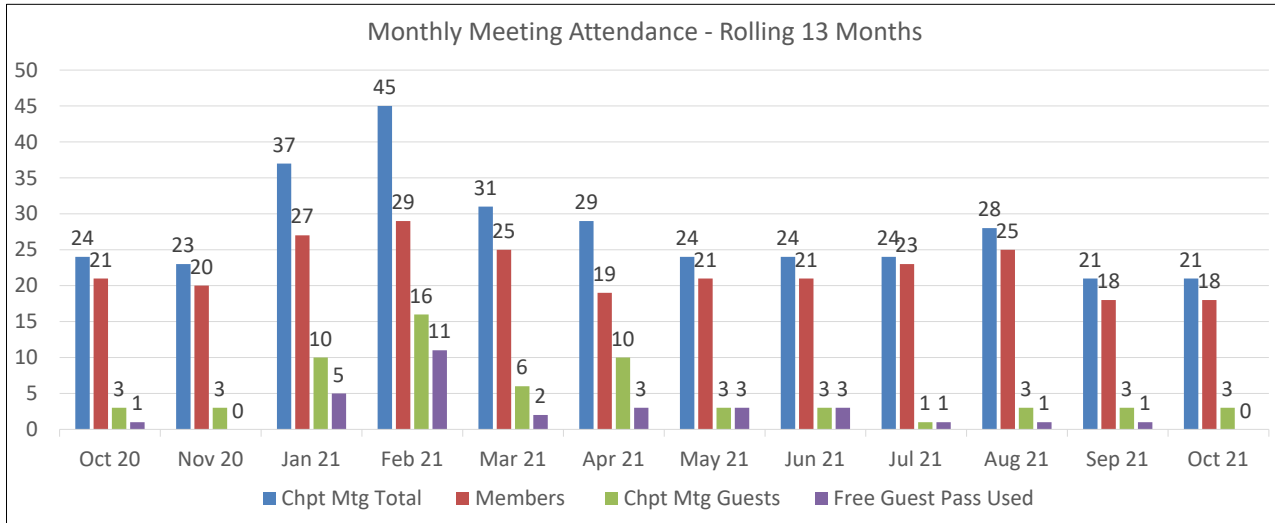
**Monthly Update**  
**Oct Income: ↑ budget by \$337.92**  
**Oct Expense: ↓ budget by (-\$4673.68)**  
**October Profit of \$121.60**

**Financial Health**  
**Chkg Acct Balance - \$42,342.51**  
**MMA Balance: \$28,481.33**  
**Total Cash on Hand: \$70,823.84**

**YTD Update**  
**YTD Income: ↓ budget by (-\$7,614.70)**  
**Expense: ↓ budget by (-\$11,147.91)**  
**YTD Profit of \$2,978.21**

# ATD Charlotte Chapter October 2021 Scorecard

## Monthly Meeting Overview

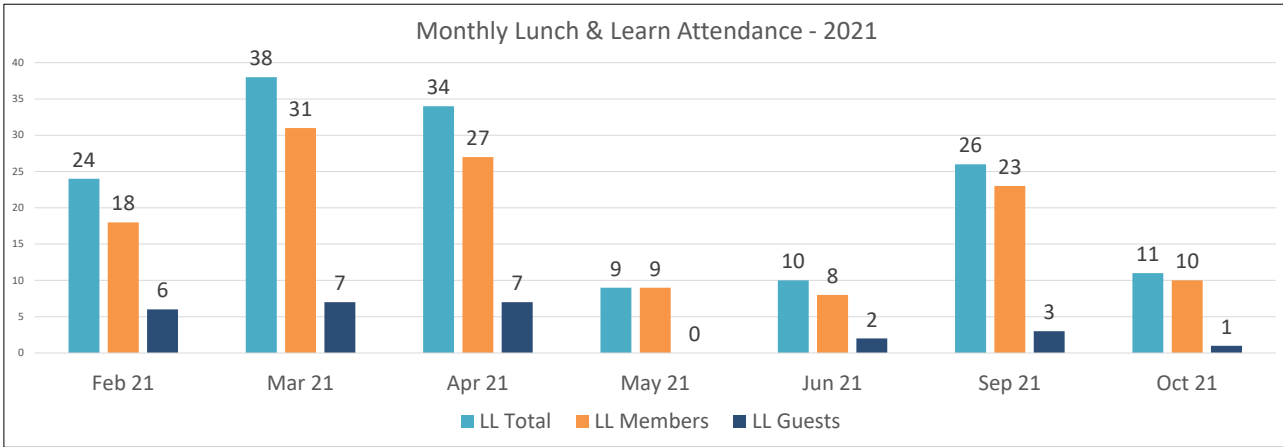


**13 Month Averages:**  
 Chpt Mtg Attendance: 28  
 L&L Avg Attendance: 22

Oct Chpt Mtg Attendance: 21  
 Oct Chpt Mtg Guest Passes: 1  
 Oct Chapt Mtg No-Shows: 15

Oct L&L Attendance: 11  
 Oct L&L Guests: 1  
 Sep L&L Non-Shows: 13

## Lunch & Learn Overview



## Meeting Survey Results

